

MATERIALS

20 eMMA® Beads 3 x 6 mm Alabaster Pastel Lila
1 tube Miyuki round 11/0 color 0451 Gun Metal (M)
20 Pearls 3mm col. 85921 (P)
40 Rizo® 2,5x6 col. 23980/14400 Jet Hematite (R)
Lobster clasps
2 Crimp beads
2x jump rings 3mm and 1x 6mm
Nylon 0,18-0,2 mm
Beading needle

New beads: eMMA®Bead



eMMA®Bead

Why not giving a triangle bead a three ways to pass through? New dimensions in construction with emma. New 3-hole bead in size 3 x 6mm, packed by 50 grams (approx 360 pcs).

Miyuki seed beads 11/0



All Beads Cz s. r. o.

Palackeho 3145/41
466 01 Jablonec nad Nisou
Czech Republic

Tel: +420-483-000101
Fax: +420-226-013670
E-mail wholesale@all-beads.cz

www.all-beads-wholesale.com

all beads cz



Petra Koubová

eMMAs



Figure 1

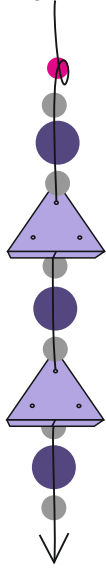


Figure 2

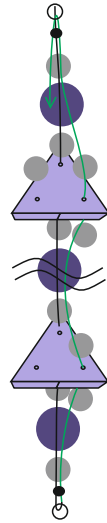


Figure 3



Figure 4

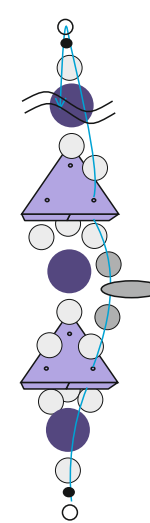
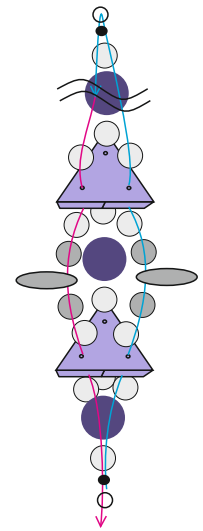


Figure 5



Step 1. Cut comfortable length of nylon thread and thread it into the beading needle. Put stopbead on it. Then put beads E, M, P, M repeatedly until you reach desired bracelet length.

Step 2. Put both crimp bead and small jump ring on thread. Go back through crimp bead and M to P. Put M on thread and go through the second hole of E, put M, thread P, put M and thread the second hole of another E. Repeat till you reach opposite end of bracelet.

Step 3. Take off stopbead. Put both crimp bead and small jump ring on both ends of nylon thread. Then go back to crimp bead. Go through M and P and then go into last vacant hole of E. Take M, thread P, take M, thread E and repeat it till end of bracelet. Nylon thread goes out of last E.

Step 4. Thread nylon into next hole of E and go through the first M as well. Put M, R, M and thread into M in front of following E. Go through E and again repeat it until the last E (over all bracelet length).

Step 5. Go through next hole of M, thread next M, put M, R, M on thread and go through both M and another hole of next E. Repeat it over all bracelet length.

Step 6. Hide both ends of nylon thread among beads. Flatten out crimp beads, cut ends of thread. Open both jump rings. Put lobster clasps on one of them and bigger jump ring into another one. Close it again.